

PenMount 6300A Control Board Data Sheet

PenMount 6300A USB Interface Control Board

RoHS compliance

PenMount 6300A USB control board is a touch screen control board designed for USB interface and specific for 4, 8-wire or 5-wire touch screens. It is designed with USB interface features with multiple devices supporting function. PenMount 6300A control board using PenMount 6000 controller that has been designed for those who may like and all-in-one solution with A/D converter built-in to make the total printed circuit board denser. There are two connectors on this board, one connector is for 4, 8-wire or 5-wire touch screen cable, and another is for 4-pin USB A type cable.

Specifications:

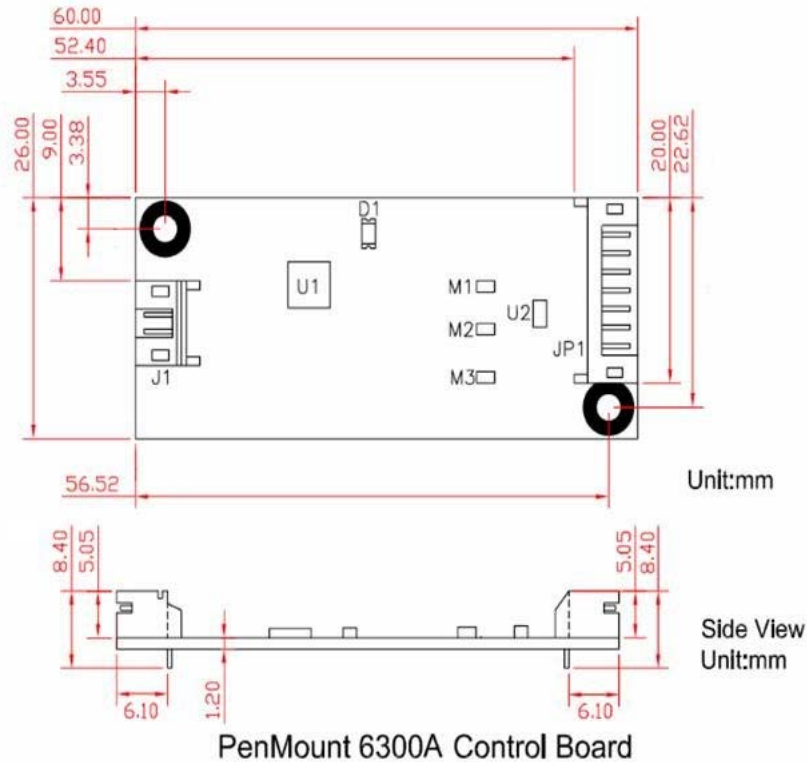
Touch Screen	For 4, 8-wire or 5-wire analog resistive type
Communications	USB Full-speed, 12Mbps
Touch Screen Controller	PenMount 6000 controller IC
Resolution	2048x2048
Size	60x26 mm, two 3φ screw holes
Cursor accuracy	< 1% (Active Area Diagonal of touch screen with PenMount Advanced calibration utility support)
Resistance Range	50~1.3K ohm
Diagnostic	LED on board
Operating Voltage	+5V DC
Electro Static Discharge (ESD)	Air Discharge 15KV , Contact Discharge 8KV
Storage Temperature	-40 °C ~ 85 °C
Operating Temperature	-20°C ~ 70 °C
Power Consumption	Standby Mode : 13.4 mA ; Active Mode : 21.5 mA (VCC=+5V, Top sheet Panel Resistance: 365 ohm ; Bottom sheet Panel Resistance: 660 ohm) Note. Actual current will be different by touch panel's resistance.

Driver Software:


Windows 2000 / XP / XPE / 2003 / 2008/ Vista / 7
WinCE 4.2 / 5.0 / 6.0
Linux (Kernel 2.6 and X-Window mode)
QNX 6.4.1/ 6.5 (Inbox support)

PenMount 6300A Control Board Data Sheet

Mechanical Size : PM6300A5 and PM6300A8 are the same mechanical size.




PM6300A5 supports 5 wires touch panel, there's a 0 ohm resistance of R12 in the circuit- therefore we don't mount the component.



PenMount 6300A Control Board Data Sheet

PM6300A8 supports 4/8 wires touch panel, there's a 0 ohm resistance of R12 in the circuit.



Connector Definition

J1 USB Connector :

PIN 1	GND
PIN 2	D+
PIN 3	D-
PIN 4	VCC

JP1 Touch Screen Lines :

	PM6300A8		PM6300A5
	8-Wire	4-Wire	5-Wire
PIN1	Ground	Ground	Ground
PIN2	Top Excite	Top	UL (Y)
PIN3	Bottom Excite	Bottom	UR (H)
PIN4	Left Excite	Left	LL (L)
PIN5	Right Excite	Right	LR (X)
PIN6	Top Sense	---	Sense (S)
PIN7	Bottom Sense	---	---
PIN8	Left Sense	---	---
PIN9	Right Sense	---	---

The available PM6300A control board :

- PM6300A8 : 4、8 - wire , USB Interface 。
- PM6300A5 : 5 - wire , USB Interface 。